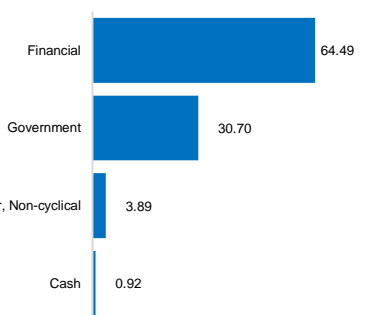
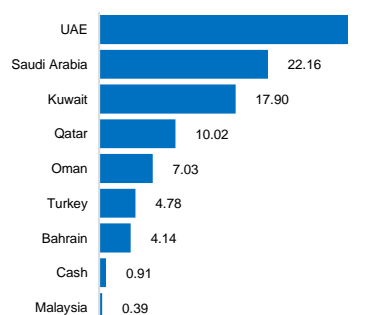
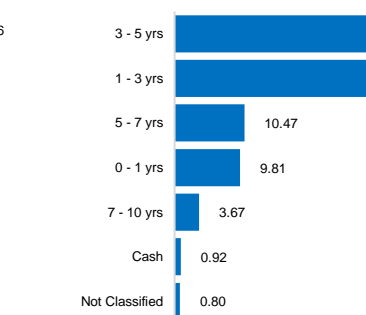


Financial Information in USD		Investment Objective:																																								
<b>Total Net Asset (US\$ mil)</b>	12.36	The Fund will seek to outperform the Benchmark Index by investing primarily in a diversified range of Sukuk with either a fixed or floating rate of income, listed or traded on global Recognized Markets and issued by governments, government-related entities and corporations globally.																																								
<b>NAV 31 August 2022</b>	9.27																																									
<b>NAV 31 July 2022</b>	9.24																																									
Performance since inception (%)																																										
	Fund	Benchmark (FTSE IdealRatings Sukuk Index)																																								
<b>1 Month</b>	0.36%	-0.21%																																								
<b>YTD</b>	-4.30%	-6.59%																																								
<b>1 Year</b>	-5.17%	-6.70%																																								
<b>Inception to Date (Including Dividends)</b>	5.72%	15.12%																																								
<b>FY 2021</b>	-0.49%	1.09%																																								
<b>FY 2020</b>	2.01%	8.79%																																								
<b>FY 2019</b>	9.08%	10.80%																																								
<b>FY 2018 (since 16 October 2018)</b>	-0.23%	1.14%																																								
<b>St. Deviation</b>	2.74%	2.81%																																								
<b>Sharpe Ratio</b>	-2.08	-2.50																																								
Key Metrics of the Fund																																										
Gross Yield to Maturity/Call	5.10	4.17																																								
Duration to Maturity/Call	3.23	4.86																																								
No of Holdings	25	81																																								
Average Credit Rating of Issuers	BBB	BBB+																																								
Sector Allocation	Country Allocation	Duration Profile																																								
 <table border="1"> <tr><td>Financial</td><td>64.49</td></tr> <tr><td>Government</td><td>30.70</td></tr> <tr><td>Consumer, Non-cyclical</td><td>3.89</td></tr> <tr><td>Cash</td><td>0.92</td></tr> </table>	Financial	64.49	Government	30.70	Consumer, Non-cyclical	3.89	Cash	0.92	 <table border="1"> <tr><td>UAE</td><td>32.66</td></tr> <tr><td>Saudi Arabia</td><td>22.16</td></tr> <tr><td>Kuwait</td><td>17.90</td></tr> <tr><td>Qatar</td><td>10.02</td></tr> <tr><td>Oman</td><td>7.03</td></tr> <tr><td>Turkey</td><td>4.78</td></tr> <tr><td>Bahrain</td><td>4.14</td></tr> <tr><td>Cash</td><td>0.91</td></tr> <tr><td>Malaysia</td><td>0.39</td></tr> </table>	UAE	32.66	Saudi Arabia	22.16	Kuwait	17.90	Qatar	10.02	Oman	7.03	Turkey	4.78	Bahrain	4.14	Cash	0.91	Malaysia	0.39	 <table border="1"> <tr><td>3 - 5 yrs</td><td>42.96</td></tr> <tr><td>1 - 3 yrs</td><td>31.38</td></tr> <tr><td>5 - 7 yrs</td><td>10.47</td></tr> <tr><td>0 - 1 yrs</td><td>9.81</td></tr> <tr><td>7 - 10 yrs</td><td>3.67</td></tr> <tr><td>Cash</td><td>0.92</td></tr> <tr><td>Not Classified</td><td>0.80</td></tr> </table>	3 - 5 yrs	42.96	1 - 3 yrs	31.38	5 - 7 yrs	10.47	0 - 1 yrs	9.81	7 - 10 yrs	3.67	Cash	0.92	Not Classified	0.80
Financial	64.49																																									
Government	30.70																																									
Consumer, Non-cyclical	3.89																																									
Cash	0.92																																									
UAE	32.66																																									
Saudi Arabia	22.16																																									
Kuwait	17.90																																									
Qatar	10.02																																									
Oman	7.03																																									
Turkey	4.78																																									
Bahrain	4.14																																									
Cash	0.91																																									
Malaysia	0.39																																									
3 - 5 yrs	42.96																																									
1 - 3 yrs	31.38																																									
5 - 7 yrs	10.47																																									
0 - 1 yrs	9.81																																									
7 - 10 yrs	3.67																																									
Cash	0.92																																									
Not Classified	0.80																																									
Fund Manager Comment																																										
<p>During August, US and global economies continued to slowdown evident from data points released. Inflation came lower at 8.5% lower than the previous print and yet the level appears to be elevated to keep the Fed officials at unease. In addition, strength of the labor markets does not appear to be cooling down despite monetary tightening policies of the Fed. Chairman Powell during his speech at Jackson Hole iterated the need to strongly counter inflation together while confirming the strong hawkish stance at present. The Russia-Ukraine war continued during the month crossing the six-month period without much of a resolution.</p> <p>US 10-year treasury rate ended higher at 3.19 % from 2.64 % of previous month mainly due to hawkish confirmation of the Fed during the month. In addition, expected reduction in asset purchase by the Fed (QT) also had an impact on the increase. We continue to maintain lower duration as the impact of rate elevation is lower on shorter end compared to the longer end.</p> <p>Brent ended lower at c. USD 96.49 from USD 110.01 as of the previous month amid lower global growth. Yet the elevated price levels have impacted GCC Sovereign financial strength materially with improved outlook and increased reserve levels. Consequently, spread levels of regional credits remain low. Regional IG and HY space still appear favorable compared to the global counterparts and will continue to attract flows from yield seeking investors.</p> <p>QNB Global Sukuk Fund was launched in October 2018 and has distributed seven coupons so far. Fund manager continues to seek for Sukuk Investments that would add value to the fund in the longer term. The Fund manager maintains a lower duration of c. 3.23 years until there is adequate normalization of rates.</p>																																										

Issuers of Top 5 Holdings			
Name		Weight %	
Qatar International Islamic Bank		5.99 %	
Kingdom of Saudi Arabia – Sovereign Bond		5.87 %	
Bank Al-Jazira		5.30 %	
Sultanate of Oman - Sovereign Bond		4.91 %	
Abu Dhabi Islamic Bank		4.71 %	
Dividend History			
April - 2019		200 bps	
November - 2019		200 bps	
March - 2020		200 bps	
November - 2020		200 bps	
May - 2021		175 bps	
November - 2021		175 bps	
May - 2022		175 bps	
Fund Facts			
Domicile		Ireland	
UCITs compliant		Yes	
Asset Class		Fixed Income - Sukuk	
Style		Active	
Subscription/Redemption		Daily	
Minimum Subscription / Subsequent Subscription / Minimum Redemption		US\$1,500.00 / US\$1,500.00 / US\$1,500.00	
Management Fee / Total Expense Ratio		0.75 % p.a./ 1.20% p.a	
Subscription / Redemption Fee		Nil	
Benchmark		FTSE IdealRatings Sukuk Index	
Inception		16 October 2018	
Share Class		Class A Retail	
Distribution Policy		Expected Distributions in May and November	
Settlement Deadline		8:00 Noon (Irish time) on the Dealing Day	
Valuation Point		2:00 pm (Irish time) on each Business Day	
Fund base currency		USDs	
Fund Manager		QNB Suisse SA	
Administrator & Registrar:		Société Générale Securities Services Ireland	
Depository:		Société Générale S.A., Dublin Branch	
Auditor		E&Y Ireland	
Contact Details		Fund Identifiers	
Investment Manager	QNB Suisse SA	ISIN	IE00BF18SZ84
Fund Manager	Chanaka Dassanayaka CFA	Bloomberg Ticker	QNBGLSA ID Equity
Address	Quai du Mont-Blanc 1, 1201 Genève, Switzerland		
Telephone in Qatar	+974 4440 7339		
Risk and Reward Profile			
<p>Lower risk <span style="float: right;">Higher risk</span></p> <p>Potentially lower rewards <span style="float: right;">Potentially higher rewards</span></p>			
1	2	3	4
5	6	7	
		<ul style="list-style-type: none"> <li>The lowest category does not mean a risk-free investment.</li> <li>The risk and reward profile may change over time.</li> <li>Historical data may not be a reliable indication for the future.</li> <li>This fund is in category 4, since the bond prices have a low to moderate level of volatility</li> </ul>	
<p>A complete description of risk factors is set out in the prospectus of the ICAV (the 'Prospectus') in the section entitled 'Risk Information'.</p>			
Disclaimer:			
<p>The information herein is for illustrative purposes only and reflects current market practices and is not intended to constitute legal, tax, accounting, or financial advice; investors should consult their own advisers on such matters.</p> <p>At all times prospective investors considering an investment in the Fund should carefully read the Prospectus, Sub-Fund Supplement, KIID and the Terms &amp; Conditions of the Subscription form.</p> <p>Investors are reminded that past performance of any investment is not a guide to future returns.</p> <p>All performance figures are net of administration and performance fees.</p>			