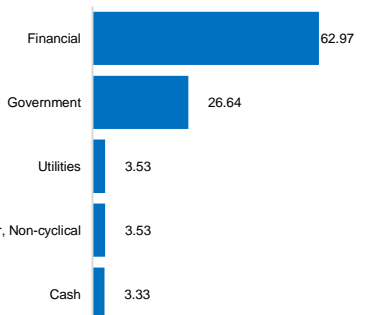
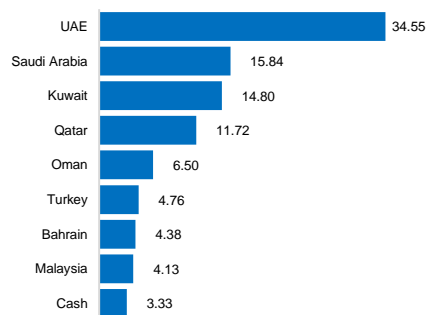
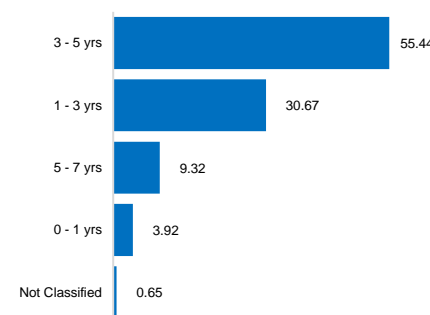


Financial Information in USD		Investment Objective:																																						
<b>Total Net Asset (US\$ mil)</b>	16.09	The Fund will seek to outperform the Benchmark Index by investing primarily in a diversified range of Sukuk with either a fixed or floating rate of income, listed or traded on global Recognized Markets and issued by governments, government-related entities and corporations globally.																																						
<b>NAV 28 February 2022</b>	9.76																																							
<b>NAV 31 January 2022</b>	9.80																																							
Performance since inception (%)																																								
	Fund	Benchmark (FTSE Ideal Ratings Sukuk Index)																																						
<b>1 Month</b>	-0.47%	-1.07%																																						
<b>YTD</b>	-1.16%	-2.79%																																						
<b>1 Year</b>	-2.55%	-1.10%																																						
<b>Inception to Date (Including Dividends)</b>	9.20%	19.81%																																						
<b>FY 2021</b>	-0.49%	1.09%																																						
<b>FY 2020</b>	2.01%	8.79%																																						
<b>FY 2019</b>	9.08%	10.80%																																						
<b>FY 2018 (since 16 October 2018)</b>	-0.23%	1.14%																																						
<b>St. Deviation</b>	1.48%	1.77%																																						
<b>Sharpe Ratio</b>	-1.76	-0.69																																						
Key Metrics of the Fund																																								
Gross Yield to Maturity/Call	4.62	2.82																																						
Duration to Maturity/Call	3.50	5.12																																						
No of Holdings	25	82																																						
Average Credit Rating of Issuers	BBB	BBB+																																						
Sector Allocation	Country Allocation	Duration Profile																																						
 <table border="1"> <tr><td>Financial</td><td>62.97</td></tr> <tr><td>Government</td><td>26.64</td></tr> <tr><td>Utilities</td><td>3.53</td></tr> <tr><td>Consumer, Non-cyclical</td><td>3.53</td></tr> <tr><td>Cash</td><td>3.33</td></tr> </table>	Financial	62.97	Government	26.64	Utilities	3.53	Consumer, Non-cyclical	3.53	Cash	3.33	 <table border="1"> <tr><td>UAE</td><td>34.55</td></tr> <tr><td>Saudi Arabia</td><td>15.84</td></tr> <tr><td>Kuwait</td><td>14.80</td></tr> <tr><td>Qatar</td><td>11.72</td></tr> <tr><td>Oman</td><td>6.50</td></tr> <tr><td>Turkey</td><td>4.76</td></tr> <tr><td>Bahrain</td><td>4.38</td></tr> <tr><td>Malaysia</td><td>4.13</td></tr> <tr><td>Cash</td><td>3.33</td></tr> </table>	UAE	34.55	Saudi Arabia	15.84	Kuwait	14.80	Qatar	11.72	Oman	6.50	Turkey	4.76	Bahrain	4.38	Malaysia	4.13	Cash	3.33	 <table border="1"> <tr><td>3 - 5 yrs</td><td>55.44</td></tr> <tr><td>1 - 3 yrs</td><td>30.67</td></tr> <tr><td>5 - 7 yrs</td><td>9.32</td></tr> <tr><td>0 - 1 yrs</td><td>3.92</td></tr> <tr><td>Not Classified</td><td>0.65</td></tr> </table>	3 - 5 yrs	55.44	1 - 3 yrs	30.67	5 - 7 yrs	9.32	0 - 1 yrs	3.92	Not Classified	0.65
Financial	62.97																																							
Government	26.64																																							
Utilities	3.53																																							
Consumer, Non-cyclical	3.53																																							
Cash	3.33																																							
UAE	34.55																																							
Saudi Arabia	15.84																																							
Kuwait	14.80																																							
Qatar	11.72																																							
Oman	6.50																																							
Turkey	4.76																																							
Bahrain	4.38																																							
Malaysia	4.13																																							
Cash	3.33																																							
3 - 5 yrs	55.44																																							
1 - 3 yrs	30.67																																							
5 - 7 yrs	9.32																																							
0 - 1 yrs	3.92																																							
Not Classified	0.65																																							
Fund Manager Comment																																								
<p>February was a month of strong volatility. First half of the month saw elevated rhetoric over the potential number of hikes the fed would have over the year while the second half was taken over by the consequences of the prolonged Russia-Ukraine conflict. It seems the Covid that held headlines for almost two years has taken a sideline in place of geopolitics.</p> <p>US 10-year treasury rate ended marginally higher at 1.82% from 1.78% as of previous month. However, it reached almost 2.03% during the first two weeks of the month while being lowered with ongoing geopolitical developments. With Russia being a significant contributor of food and energy globally, disruption created via the sanctions imposed will contribute to further elevation of inflation levels. Fed will have to take a call whether to tame inflation or to tackle growth fears created from geopolitics.</p> <p>In essence the uncertainty over benchmark rates remain at large. Though it is widely expected that parties of the war will come into a settlement at the interest of all stake holders a serious escalation that may involve nuclear power cannot be ruled out. We continue to maintain lower duration in light of the elevated uncertainty.</p> <p>Brent ended higher at USD 101 from USD 91.21 as of previous month mainly due to geopolitical events unfolding. Regional IG and HY space still appear favorable compared to the global counterparts and will continue to attract flows from yield seeking investors.</p> <p>QNB Global Sukuk Fund was launched in October 2018 and has distributed six coupons so far. Fund manager continues to seek for Sukuk Investments that would add value to the fund in the longer term. The Fund manager maintains a lower duration of c. 3.58 years until there is adequate normalization of rates.</p>																																								

Issuers of Top 5 Holdings										
Name		Weight %								
Qatar International Islamic Bank		7.10 %								
Emirate of Sharjah – Sovereign Bond		6.22 %								
Emaar Properties		6.10 %								
Sharjah Islamic Bank		5.17 %								
Sultanate of Oman – Sovereign Bond		5.14 %								
Dividend History										
April - 2019		200 bps								
November - 2019		200 bps								
March - 2020		200 bps								
November - 2020		200 bps								
May - 2021		175 bps								
November - 2021		175 bps								
Fund Facts										
Domicile		Ireland								
UCITs compliant		Yes								
Asset Class		Fixed Income - Sukuk								
Style		Active								
Subscription/Redemption		Daily								
Minimum Subscription / Subsequent Subscription / Minimum Redemption		US\$1,500.00 / US\$1,500.00 / US\$1,500.00								
Management Fee / Total Expense Ratio		0.75 % p.a./ 1.20% p.a								
Subscription / Redemption Fee		Nil								
Benchmark		FTSE IdealRatings Sukuk Index								
Inception		16 October 2018								
Share Class		Class A Retail								
Distribution Policy		Expected Distributions in May and November								
Settlement Deadline		8:00 Noon (Irish time) on the Dealing Day								
Valuation Point		2:00 pm (Irish time) on each Business Day								
Fund base currency		USDs								
Fund Manager		QNB Suisse SA								
Administrator & Registrar:		Société Générale Securities Services Ireland								
Depository:		Société Générale S.A., Dublin Branch								
Auditor		E&Y Ireland								
Contact Details		Fund Identifiers								
Investment Manager	QNB Suisse SA	ISIN	IE00BF18SZ84							
Fund Manager	Chanaka Dassanayaka CFA	Bloomberg Ticker	QNBGLSA ID Equity							
Address	Quai du Mont-Blanc 1, 1201 Genève, Switzerland									
Telephone in Qatar	+974 4440 7339									
Risk and Reward Profile										
<p>Lower risk <span style="float: right;">Higher risk</span></p> <p>Potentially lower rewards <span style="float: right;">Potentially higher rewards</span></p> <table border="1" style="width: 100%; text-align: center;"> <tr> <td style="width: 12.5%;">1</td> <td style="width: 12.5%;">2</td> <td style="width: 12.5%;">3</td> <td style="width: 12.5%; background-color: #cccccc;">4</td> <td style="width: 12.5%;">5</td> <td style="width: 12.5%;">6</td> <td style="width: 12.5%;">7</td> </tr> </table> <ul style="list-style-type: none"> <li>• The lowest category does not mean a risk-free investment.</li> <li>• The risk and reward profile may change over time.</li> <li>• Historical data may not be a reliable indication for the future.</li> <li>• This fund is in category 4, since the bond prices have a low to moderate level of volatility</li> </ul> <p>A complete description of risk factors is set out in the prospectus of the ICAV (the 'Prospectus') in the section entitled 'Risk Information'.</p>				1	2	3	4	5	6	7
1	2	3	4	5	6	7				
Disclaimer:										
<p>The information herein is for illustrative purposes only and reflects current market practices and is not intended to constitute legal, tax, accounting, or financial advice; investors should consult their own advisers on such matters.</p> <p>At all times prospective investors considering an investment in the Fund should carefully read the Prospectus, Sub-Fund Supplement, KIID and the Terms &amp; Conditions of the Subscription form.</p> <p>Investors are reminded that past performance of any investment is not a guide to future returns.</p> <p>All performance figures are net of administration and performance fees.</p>										