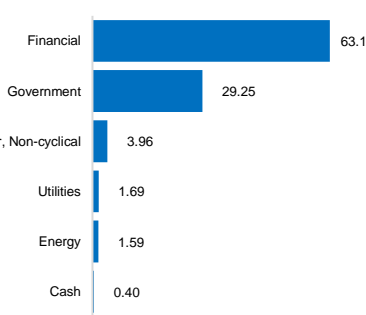
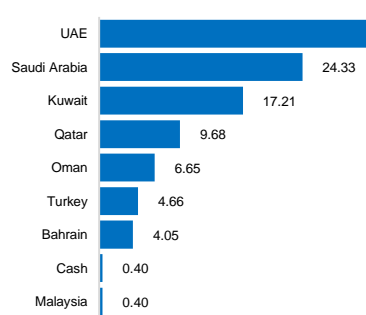
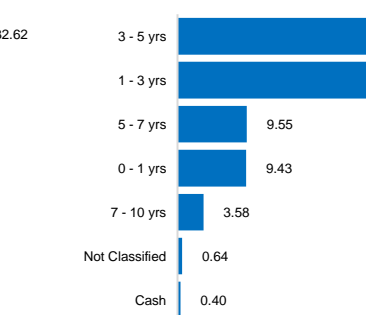


Financial Information in USD		Investment Objective:																																												
Total Net Asset (US\$ mil)	11.99	The Fund will seek to outperform the Benchmark Index by investing primarily in a diversified range of Sukuk with either a fixed or floating rate of income, listed or traded on global Recognized Markets and issued by governments, government-related entities and corporations globally.																																												
NAV 30 November 2022	8.98																																													
NAV 31 October 2022	9.04																																													
Performance since inception (%)																																														
	Fund	Benchmark (FTSE IdealRatings Sukuk Index)																																												
1 Month	1.52%	3.19%																																												
YTD	-5.20%	-8.75%																																												
1 Year	-5.21%	-8.42%																																												
Inception to Date (Including Dividends)	4.73%	12.46%																																												
FY 2021	-0.49%	1.09%																																												
FY 2020	2.01%	8.79%																																												
FY 2019	9.08%	10.80%																																												
FY 2018 (since 16 October 2018)	-0.23%	1.14%																																												
St. Deviation	3.07%	n.a.																																												
Sharpe Ratio	-2.35	n.a.																																												
Key Metrics of the Fund																																														
Gross Yield to Maturity/Call	6.03	5.02																																												
Duration to Maturity/Call	2.92	4.56																																												
No of Holdings	28	81																																												
Average Credit Rating of Issuers	BBB	BBB+																																												
Sector Allocation	Country Allocation	Duration Profile																																												
 <table border="1"> <tr><td>Financial</td><td>63.11</td></tr> <tr><td>Government</td><td>29.25</td></tr> <tr><td>Consumer, Non-cyclical</td><td>3.96</td></tr> <tr><td>Utilities</td><td>1.69</td></tr> <tr><td>Energy</td><td>1.59</td></tr> <tr><td>Cash</td><td>0.40</td></tr> </table>	Financial	63.11	Government	29.25	Consumer, Non-cyclical	3.96	Utilities	1.69	Energy	1.59	Cash	0.40	 <table border="1"> <tr><td>UAE</td><td>32.62</td></tr> <tr><td>Saudi Arabia</td><td>24.33</td></tr> <tr><td>Kuwait</td><td>17.21</td></tr> <tr><td>Qatar</td><td>9.68</td></tr> <tr><td>Oman</td><td>6.65</td></tr> <tr><td>Turkey</td><td>4.66</td></tr> <tr><td>Bahrain</td><td>4.05</td></tr> <tr><td>Cash</td><td>0.40</td></tr> <tr><td>Malaysia</td><td>0.40</td></tr> </table>	UAE	32.62	Saudi Arabia	24.33	Kuwait	17.21	Qatar	9.68	Oman	6.65	Turkey	4.66	Bahrain	4.05	Cash	0.40	Malaysia	0.40	 <table border="1"> <tr><td>3 - 5 yrs</td><td>38.22</td></tr> <tr><td>1 - 3 yrs</td><td>38.17</td></tr> <tr><td>5 - 7 yrs</td><td>9.55</td></tr> <tr><td>0 - 1 yrs</td><td>9.43</td></tr> <tr><td>7 - 10 yrs</td><td>3.58</td></tr> <tr><td>Not Classified</td><td>0.64</td></tr> <tr><td>Cash</td><td>0.40</td></tr> </table>	3 - 5 yrs	38.22	1 - 3 yrs	38.17	5 - 7 yrs	9.55	0 - 1 yrs	9.43	7 - 10 yrs	3.58	Not Classified	0.64	Cash	0.40
Financial	63.11																																													
Government	29.25																																													
Consumer, Non-cyclical	3.96																																													
Utilities	1.69																																													
Energy	1.59																																													
Cash	0.40																																													
UAE	32.62																																													
Saudi Arabia	24.33																																													
Kuwait	17.21																																													
Qatar	9.68																																													
Oman	6.65																																													
Turkey	4.66																																													
Bahrain	4.05																																													
Cash	0.40																																													
Malaysia	0.40																																													
3 - 5 yrs	38.22																																													
1 - 3 yrs	38.17																																													
5 - 7 yrs	9.55																																													
0 - 1 yrs	9.43																																													
7 - 10 yrs	3.58																																													
Not Classified	0.64																																													
Cash	0.40																																													
Fund Manager Comment																																														
<p>During November Fixed Income markets recovered well with yields dropping lower amid slowing inflation. During the month Fed did raise rates by a further 75 bps but slowing inflation of 7.7% YoY is expected to induce the Fed to slow down. Many believe Fed terminal rate now to be lower than the levels anticipated previously as the Fed minutes did communicate a softer stance going forward. However much of the outcome will depend on the labor market softening going forward which has been resilient so far.</p> <p>US 10-year treasury rate ended lower at 3.60 % from 4.01 % in the previous month. Overall, the yield curve shifted lower and further steepened with 1 year US treasury curve being at 4.71%. Market consensus is for the Fed to hike by 50 bps in December and gradually slowdown in the pace of hike into 2023. We continue to maintain lower duration until adequate normalization of rates.</p> <p>Brent ended lower at c. USD 85.43 from USD 94.83 of the previous month amid recessionary fears globally. However elevated price levels have impacted GCC Sovereign's financial strength materially with improved outlook and increased reserve levels. Consequently, spread levels of GCC credits remain at low levels historically. Regional IG and HY space still appear favorable compared to the global counterparts and will continue to attract flows from yield seeking investors.</p> <p>QNB Global Sukuk Fund was launched in October 2018 and has distributed eight coupons so far. Fund manager continues to seek for Sukuk Investments that would add value to the fund in the longer term. The Fund manager maintains a lower duration of c. 3 years until there is adequate normalization of rates.</p>																																														

Issuers of Top 5 Holdings			
Name		Weight %	
Qatar International Islamic Bank		6.06 %	
Kingdom of Saudi Arabia - Sovereign Bond		5.71 %	
Bank Al-Jazira		5.38 %	
Sultanate of Oman - Sovereign Bond		5.01 %	
Abu Dhabi Islamic Bank		4.69 %	
Dividend History			
April - 2019		200 bps	
November - 2019		200 bps	
March - 2020		200 bps	
November - 2020		200 bps	
May - 2021		175 bps	
November - 2021		175 bps	
May - 2022		175 bps	
November - 2022		200 bps	
Fund Facts			
Domicile		Ireland	
UCITs compliant		Yes	
Asset Class		Fixed Income - Sukuk	
Style		Active	
Subscription/Redemption		Daily	
Minimum Subscription / Subsequent Subscription / Minimum Redemption		US\$1,500.00 / US\$1,500.00 / US\$1,500.00	
Management Fee / Total Expense Ratio		0.75 % p.a./ 1.20% p.a	
Subscription / Redemption Fee		Nil	
Benchmark		FTSE IdealRatings Sukuk Index	
Inception		16 October 2018	
Share Class		Class A Retail	
Distribution Policy		Expected Distributions in May and November	
Settlement Deadline		8:00 Noon (Irish time) on the Dealing Day	
Valuation Point		2:00 pm (Irish time) on each Business Day	
Fund base currency		USDs	
Fund Manager		QNB Suisse SA	
Administrator & Registrar:		Société Générale Securities Services Ireland	
Depository:		Société Générale S.A., Dublin Branch	
Auditor		E&Y Ireland	
Contact Details		Fund Identifiers	
Investment Manager	QNB Suisse SA	ISIN	IE00BF18SZ84
Fund Manager	Chanaka Dassanayaka CFA	Bloomberg Ticker	QNBGLSA ID Equity
Address	Quai du Mont-Blanc 1, 1201 Genève, Switzerland		
Telephone in Qatar	+974 4440 7339		
Risk and Reward Profile			
<p>Lower risk Higher risk</p> <p>Potentially lower rewards Potentially higher rewards</p>			
1	2	3	4
5	6	7	
<ul style="list-style-type: none"> The lowest category does not mean a risk-free investment. The risk and reward profile may change over time. Historical data may not be a reliable indication for the future. This fund is in category 4, since the bond prices have a low to moderate level of volatility <p>A complete description of risk factors is set out in the prospectus of the ICAV (the 'Prospectus') in the section entitled 'Risk Information'.</p>			
Disclaimer:			
<p>The information herein is for illustrative purposes only and reflects current market practices and is not intended to constitute legal, tax, accounting, or financial advice; investors should consult their own advisers on such matters.</p> <p>At all times prospective investors considering an investment in the Fund should carefully read the Prospectus, Sub-Fund Supplement, KIID and the Terms & Conditions of the Subscription form.</p> <p>Investors are reminded that past performance of any investment is not a guide to future returns.</p> <p>All performance figures are net of administration and performance fees.</p>			